

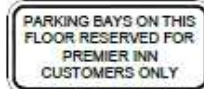
- Notes**
1. Existing floor markings that are inconsistent to be removed/obscure.
 2. Existing signs to be removed and replacement signs to be provided as necessary.
 3. New floor markings to be white thermoplastic based and to comply generally in accordance with the Traffic Signs Regulations and General Directions (TSRD) manual.
 4. Civil of issue entry and exit gates and safety barriers to be implemented by Premier Inn to allow access and egress to their customers.
 5. Height barrier to be provided to enable ramp to prevent high top vehicles from entering.



Guinness Table

Area	Area	Area	Area
01	02	03	04
05	06	07	08
09	10	11	12
13	14	15	16
17	18	19	20
21	22	23	24
25	26	27	28

ADVANCE COPY FOR COMMENTS ONLY



Typical New Signs

70	000010	See parking layout & other drawings related to parking	000
71	000011	Advance issue for comments	000
Rev	Date	Description	By
Project: GUINEAS CAR PARK NEWMARKET, SUFFOLK, CB8			
Proposed Site Layout Showing Premier Inn Parking and Ground Floor Alterations			
Drawn:	JAC	Project:	JGP
Scale:	1:200 @ A1	Date:	December 2012
Sheet No:	X183 - C - 100	Page:	P2



Coordinate Table

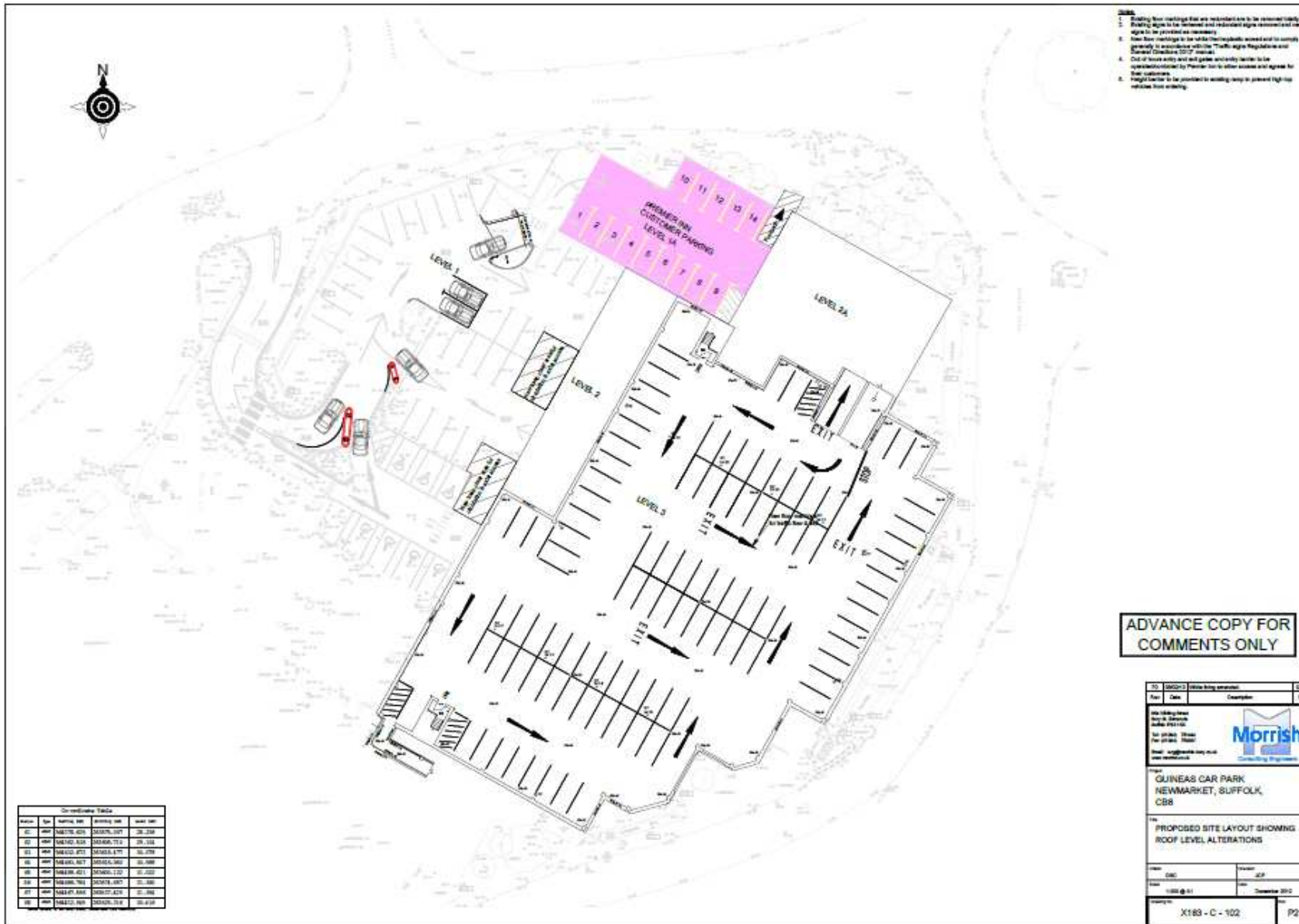
Point	Northing	Easting
1	500000.00	500000.00
2	500000.00	500000.00
3	500000.00	500000.00
4	500000.00	500000.00
5	500000.00	500000.00
6	500000.00	500000.00
7	500000.00	500000.00
8	500000.00	500000.00
9	500000.00	500000.00
10	500000.00	500000.00
11	500000.00	500000.00
12	500000.00	500000.00
13	500000.00	500000.00
14	500000.00	500000.00
15	500000.00	500000.00
16	500000.00	500000.00
17	500000.00	500000.00
18	500000.00	500000.00
19	500000.00	500000.00
20	500000.00	500000.00

1. Existing floor markings that are redundant are to be removed totally. Existing signs to be removed and redundant signs removed and new signs to be provided as necessary.
2. New floor markings to be applied throughout the site and to comply generally in accordance with the Traffic Signs Regulations and General Directions 2017 (TSR17).
3. Use of blue entry and exit gates to be provided to be operated/controlled by Premier Inn at other access and agree to their conditions.
4. Height barrier to be provided to existing entry to prevent high top vehicles from entering.



NO.	000010	Parking scheme alteration	2020
Rev.		Description	By
1			
GUINEAS CAR PARK NEWMARKET, SUFFOLK, CB8			
PROPOSED SITE LAYOUT SHOWING FIRST FLOOR ALTERATIONS			
DATE:	2020	BY:	GP
SCALE:	1:100	DATE:	December 2020
PROJECT:	X183 - C - 101	PAGE:	02

ADVANCE COPY FOR
COMMENTS ONLY



- NOTES:**
1. Existing floor markings that are required to be reinstated, clearly marked signs to be retained and additional signs removed and new signs to be provided as necessary.
 2. New floor markings to be white thermoplastic marked and to comply generally in accordance with the Traffic signs Regulations and Standard Conditions 2017 (marked).
 3. Call of hours signs and exit signs already located to be reinstated/updated by Premier Inn to other signs as to agree to their customer.
 4. Height barrier to be provided to existing ramp to prevent high rise vehicles from entering.

Coordinate Table

Area	Top	Bottom	Left	Right
01	48716.424	48716.424	32426.121	32426.121
02	48716.424	48716.424	32426.121	32426.121
03	48716.424	48716.424	32426.121	32426.121
04	48716.424	48716.424	32426.121	32426.121
05	48716.424	48716.424	32426.121	32426.121
06	48716.424	48716.424	32426.121	32426.121
07	48716.424	48716.424	32426.121	32426.121
08	48716.424	48716.424	32426.121	32426.121

ADVANCE COPY FOR COMMENTS ONLY

No	Revised	When being updated	By



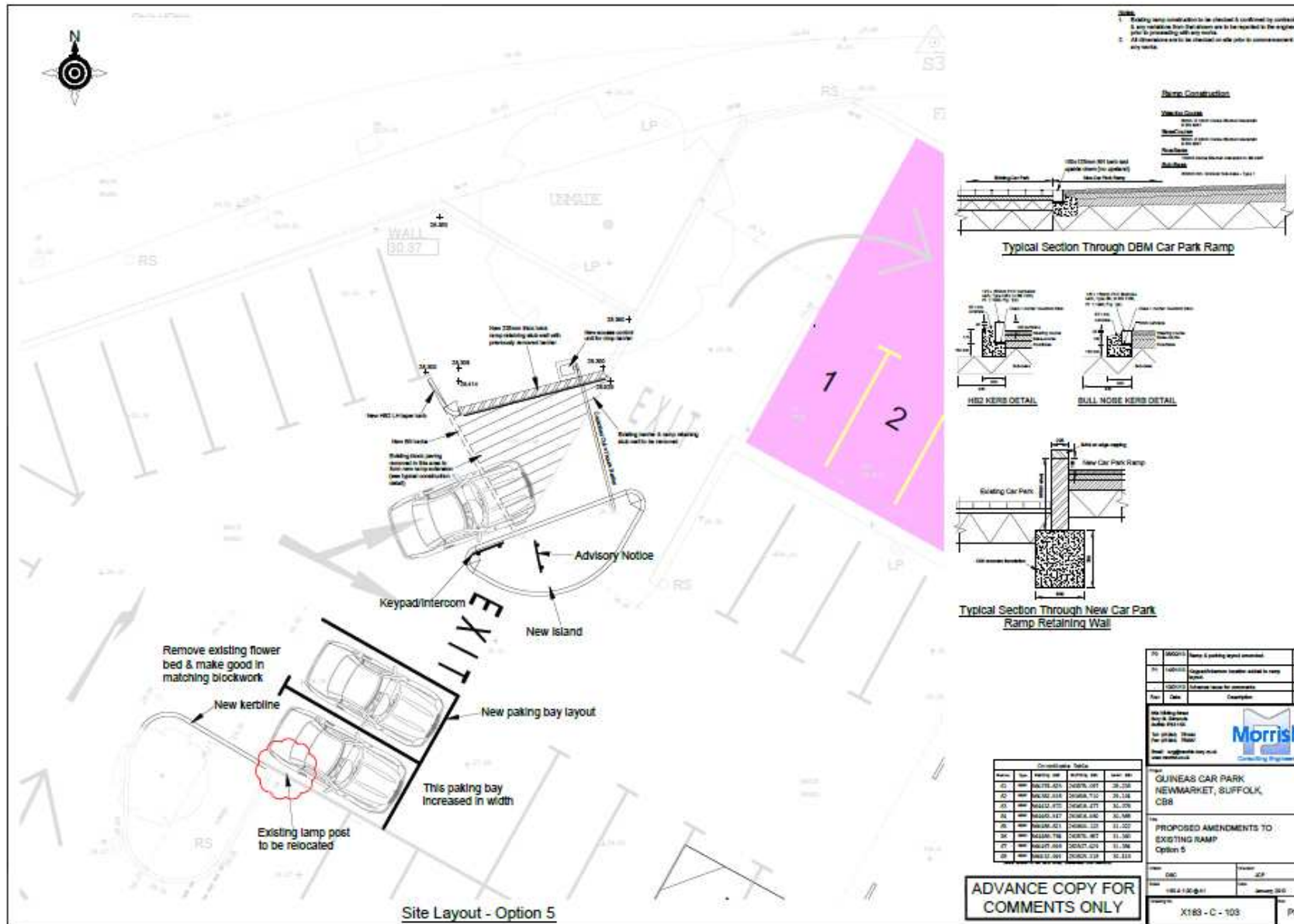
Morrish

 Consulting & Planning

GUINEAS CAR PARK
NEWMARKET, SUFFOLK
CB8

PROPOSED SITE LAYOUT SHOWING
ROOF LEVEL ALTERATIONS

Date: 01/12/2012
 Scale: 1:500
 Drawing No: X163-C-102



NOTES

- All steel framework of panels to be BS 5950 C25 steel
- All steel work to be 20 x 10mm anti-rust epoxy paint @ 100mm on maximum
- Structuring to be constructed on 100mm square in concrete to pass through in every joint.

DETAILS

- All steel infill panels shown indicative and for guidance only.
- Panel fabricator to check dimensions of all steel panel openings prior to fabrication of panel.
- All steel panels to be designed to maintain strength as possible with the existing panels.
- New steel panels to be welded and mechanically checked prior to existing infill.
- New panels to be fixed to existing structure using fixing plates as on original panels and where new panels to fixed to existing panel, this is to be using site welding.
- All panels shall include one to be checked and certified as necessary including welding panels affected by welding etc.
- Panel to be "through the assembly" unless to be check.
- Panel to be supplied in full accordance with the manufacturers instructions to give a minimum finished thickness of 100 minimum.
- Minor access doors to be in comply specifications, complete with all fittings and lock etc.

ADVANCE COPY FOR COMMENTS ONLY

Rev	Comments	Author	Check
1	Issue for comment		
2	Issue for comment		

GUINEAS CAR PARK
NEWMARKET, SUFFOLK,
CB8

PROPOSED ELEVATIONS SHOWING
NEW INFILL PANELS

Scale: 1:50 @ A1

Date: JANUARY 2015

Project: X183 - C - 111

Page: P1