
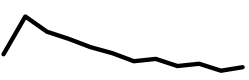






Strategic priority - Families and Communities

Quarter 2 - 1 July to 30 September 2021

Ref.	Indicator	Rationale	Current Value	Target	Frequency	Trend	Commentary
F1	Number of cases of accepted statutory homeless.	Outcome - trend of homeless numbers.	43	No target	Monthly		
F2	Number of households in Bed and Breakfasts (as at last day of month).	Output - indicator of demand and process.	9	15	Monthly		The end of the "everyone in" campaign has resulted in numbers decreasing. We expect some increases in the future as a result of furlough ending and the moratorium on evictions starting to impact.
F3	Number of households in Temporary Accommodation (as at last day of month).	Output - indicator of demand and process.	73	55	Monthly		
F4	Number of households prevented from being homeless.	Outcome - impact of prevention processes.	4	30	Monthly		The moratorium on evictions ended on the 3rd October so the figure for prevention in September remain low as we have those cases still held in prevention and not being closed. There are still significant delays in cases getting to court which has affected registered providers being able to take action. We are confident that our prevention figures will increase as we work with landlords to address cases.
F5	Number of Households in bands A&B.	Output - indicator of demand and process	883	No target	Monthly		
F6	Total number of Households in all bands.	Output - indicator of demand and process.	2,098	No target	Monthly		

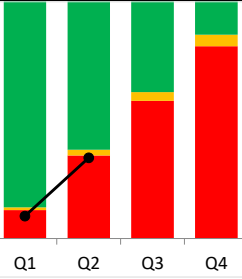
Strategic priority - Families and Communities

Quarter 2 - 1 July to 30 September 2021

F7	Residual household waste per household (kg).		265	280	Quarterly		The generation of residual household waste is slightly less that last year and is returning to a level in line with previous years. This is associated with less waste being generated overall and an increase in the amount of waste being recycled.
F8	Number of flytipping incidents recorded in West Suffolk.		274	450	Quarterly (culmulative)		<p>There have been 133 fly-tipping incidents recorded in quarter two, which is lower than the 208 that were recorded for the same period in the previous year. As mentioned in prior commentary, this data is based solely on those incidents reported by members of the public or our own staff, which were subsequently investigated by enforcement and operational staff. Of the 133 incidents reported, 106 were relatively small, being the equivalent of a 'small van' load or less in size. 26 were equivalent to a 'transit van' load and 1 was a larger deposit. Around 75% of the fly-tipping incidents recorded are located within a small number of housing estates across West Suffolk.</p> <p>In response we have investigated all reported incidents carrying out 270 proactive 'Duty of Care' inspections (where businesses are asked to demonstrate how they dispose of waste generated through their activities), issued 25 warning letters and issued three £200 Fixed Penalty</p>

Strategic priority - Families and Communities

Quarter 2 - 1 July to 30 September 2021

F9	Number of actions to combat flytipping in West Suffolk		814	875	Quarterly		<p>In response we have:</p> <ul style="list-style-type: none"> o Carried out 270 proactive 'Duty of Care' inspections where businesses are asked to demonstrate how they dispose of waste generated through their activities o Investigated all reported incidents o Issued 25 warning letters o Issued 3 £200 Fixed Penalty Notices
F10	Heritage income (£)	Output - impact of demand and advertising	£182,203	£180,525	Quarterly		Heritage income has risen sharply since Q1 where it fell short of target at £100,135.
F11	Overall Apex budget (£)	Output - impact of demand and advertising	£302,329	£509,055	Quarterly		During the second quarter of this financial year (1 July to 30 September 2021) the Apex has sold 14,098 tickets totalling £302,328.80.